

Integrating Health and Social Care – Better Care Fund

New Unified Prevention Offer							
Measure	Description	Aim	RAG	In-year Progress	Target	2015/16	2014/15
ASCOF 2A pt 1	Number of permanent admissions to care (18-64) per 100,000 population.	Low	G	↑	Reduce from 14/15	12.0	15.0
ASCOF 2A pt 2	Number of Permanent admissions to care (65+) per 100,000 population.	Low	G	↑	670.39 (BCF target)	566.3	710.5

Improved Hospital Discharge and Reablement							
Measure	Description	Aim	RAG	In-year Progress	Target	2015/16	2014/15
ASCOF 2B pt 1	Proportion of people living at home 91 days after hospital discharge	High	G	↔	82.01% (BCF)	83.02%	83.50%
BCF	Delayed transfers of care (<i>days</i>) – rate per 100,000 pop.	Low	G	↑	275.6 BCF – (Q1)	246.4 (Apr-May)	364.7 (Q4)
Local	Delayed transfers of care attributable to adult social care only	Low	G	↑	8.6	7.5 (Average Apr-May)	11.5 (Average Apr-Mar)

Better Adult Social Care

Greater Personalisation of Services							
Measure	Description	Aim	RAG	In-year Progress	Target	2015/16	2014/15
ASCOF 1C pt 1a	Adults aged 18+ receiving self-directed support	High	A	↔	96%	91%	91%
ASCOF 1C pt 2a	Adults aged 18+ receiving direct payments	High	G	↔	36%	36%	36%
ASCOF 1C pt 1b	Carers receiving self-directed support	High	A	↑	100%	73%	98%
ASCOF 1C pt 1b	Carers receiving direct payments	High	R	↓	100%	10%	95%

Strong Adult Safeguarding – ensure local agencies work together to prevent abuse and protect vulnerable people							
Measure	Description	Aim	RAG	In-year Progress	Target	2015/16	2014/15
LOCAL	Proportion of safeguarding investigations either substantiated or partly substantiated	High	A	↑	55%	54%	47%

Effective Support for People with Learning Disabilities

Measure	Description	Aim	RAG	In-year Progress	Target	2015/16	2014/15
ASCOF 1G	Proportion of people aged 18-64 with a learning disability living in settled accommodation	High	G	↑	75.0%	74.8%	65.0%
ASCOF 1E	Proportion of people aged 18-64 with a learning disability in paid employment	High	A	↑	3.0%	2.0%	1.7%

Leicestershire's Cultural Environment

A Better Place and Visitor Offer

Measure	Description	Aim	RAG	In-year Progress	Target	2015/16	2014/15
Local	Number of visitors to heritage sites	High	A	↓	Sustain like-for-like comparison with 14/15	54,703 (Apr-Jun)	57,157 (Apr-Jun)

Remodelled Library Service




Measure	Description	Aim	RAG	In-year Progress	Target	2015/16	2014/15
Local	Number of library Visits	High	N/A	↓	To be reviewed at half-year position	334,421 (Apr-June)	388,481 (Apr-Jun)
Local	Number of library issues	High	N/A	↓	To be reviewed at half-year position	460,306 (Apr-June)	644,893 (Apr-June)

Investment in People – Employment and Skills Support

Support People into Employment

Measure	Description	Aim	RAG	In-year Progress	Target	2015/16	2014/15
Local	Leicestershire Adult Learning Service (LALS) Success Rate	High	G	↑	85%	Academic year will start in August 2015	92.3%

Key to Columns

Measure	ASCOF	A metric within the national performance framework known as Adult Social Care Outcomes Framework (ASCOF)
	Local	A measure defined and calculated for Leicestershire County Council only
Aim	High	The aim of performance is to be high
	Low	The aim of performance is to be low
In year progress		During the course of the year performance is improving. If month-by-month monitoring is not applicable e.g. due to seasonality, progress on year-to-date compared with last year is improving.
		During the course of the year performance is neither improving nor declining. If month-by-month monitoring is not applicable e.g. due to seasonality, progress on year-to-date compared with last year is similar.
		During the course of the year performance is declining. If month-by-month monitoring is not applicable e.g. due to seasonality, progress on year-to-date compared with last year is declining.